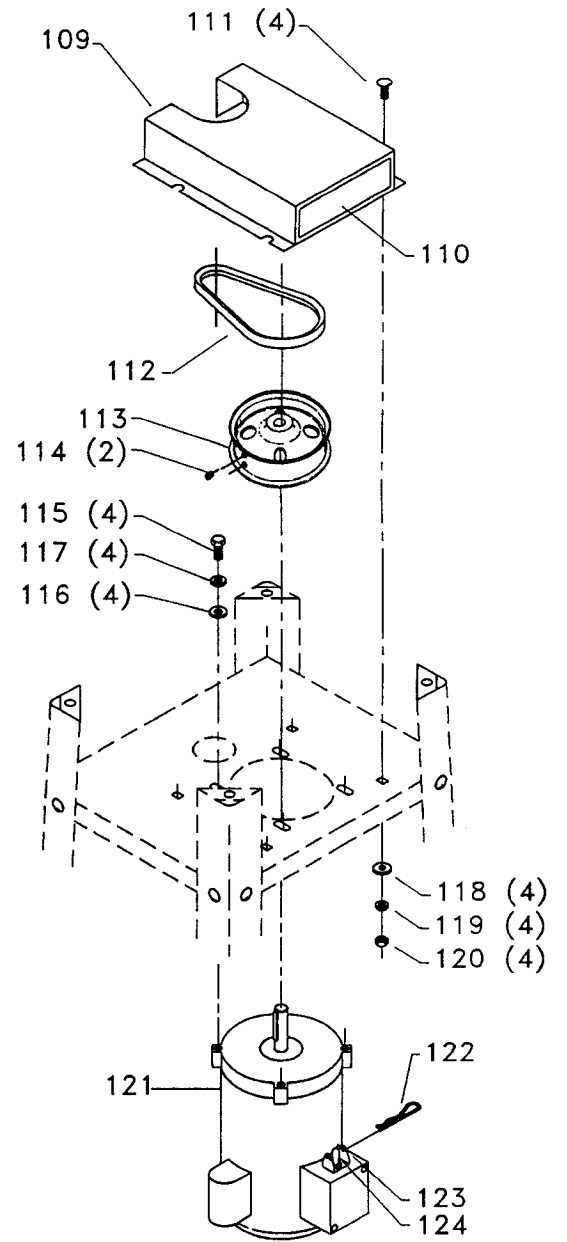
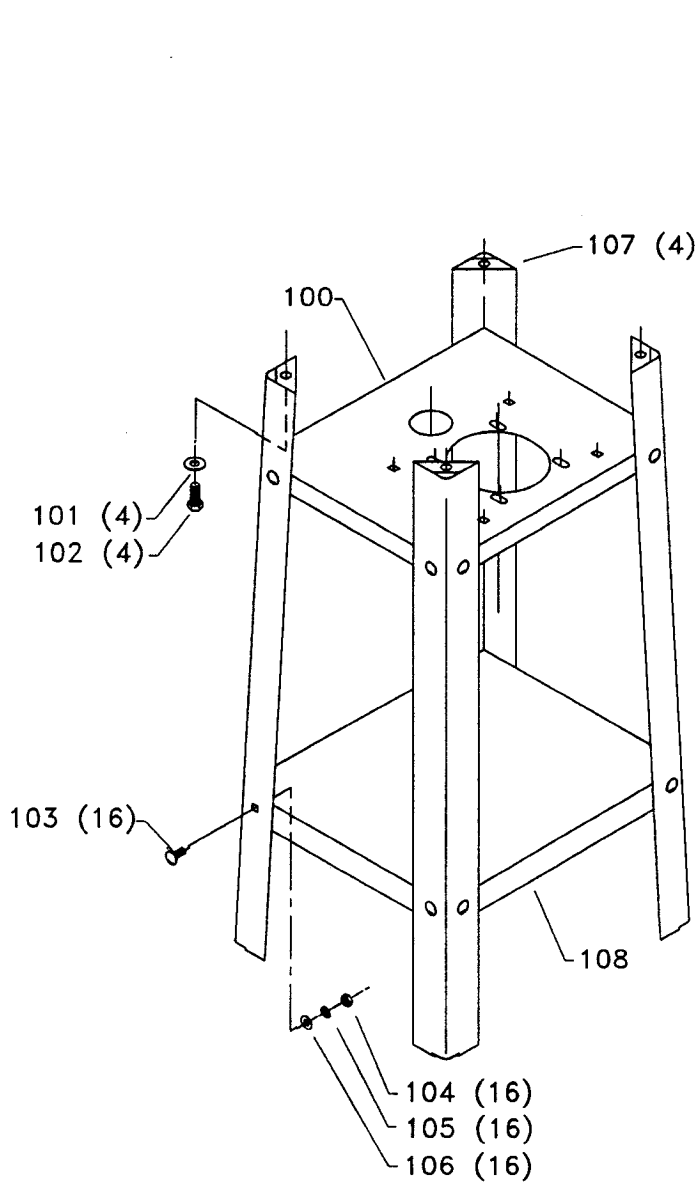


REPLACEMENT PARTS

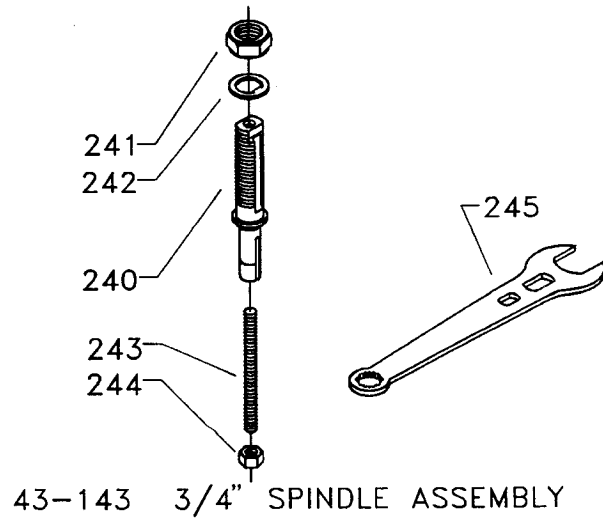
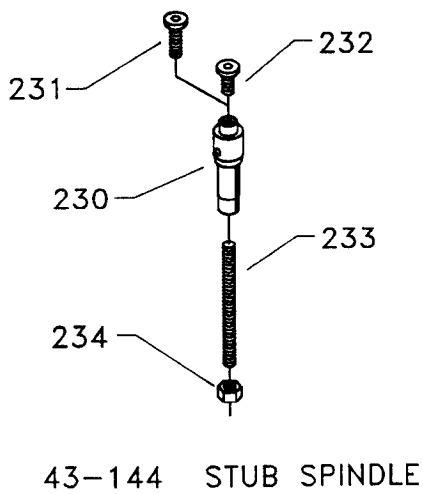
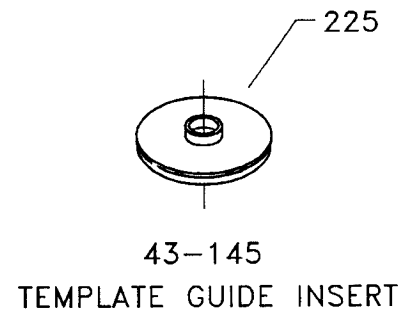
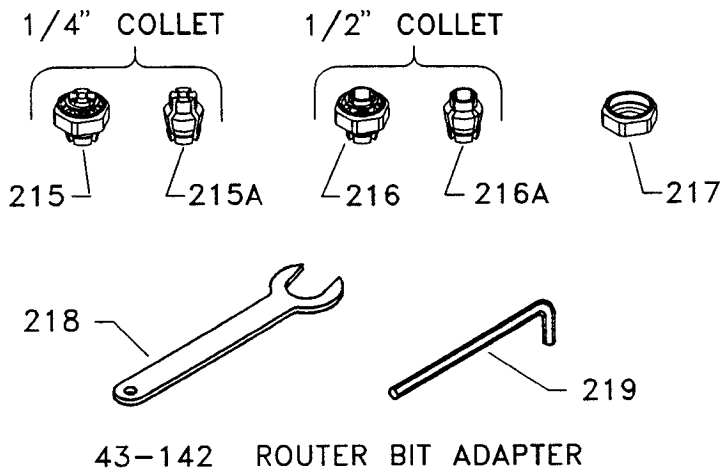
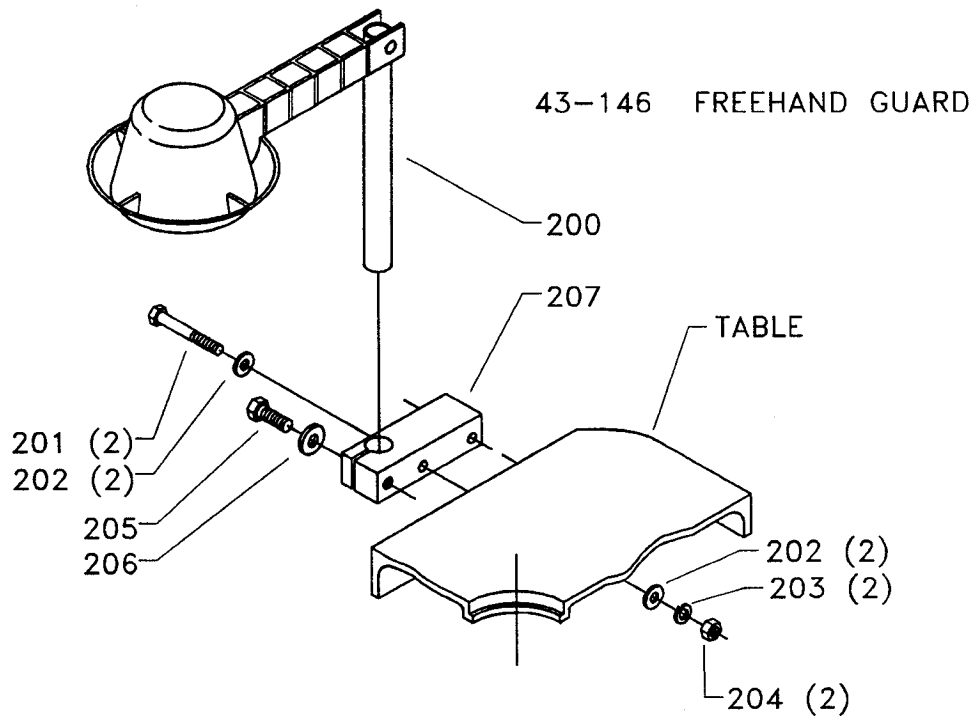
REF NO	PART NUMBER	DESCRIPTION
*	43-354	SHAPER FENCE ASSY, INCL:
1	432-01-011-0004	FENCE BOARD
2	432-01-089-0013	FENCE BODY - LH
3	432-01-004-0003	CLAMP PLATE
4	902-01-020-5438	7/16-14 JAM NUT
5	904-02-010-1716	7/16" LOCK WASHER
6	901-03-012-2144	#10-32 X 1/4" HEX SOC HD SCREW
7	432-01-047-0001	HALF COLLAR FLINGER
8	432-01-406-0007	FENCE KNOB
9	432-01-111-0005	CLAMP STUD
10	904-10-031-2097	WASHER
11	902-01-020-5438	7/16-14 JAM NUT
12	406-03-033-0002	RATCHET HANDLE
13	406-03-122-0002	SPRING
14	406-03-112-0006	SPECIAL SCREW
15	432-01-138-0002	FENCE CLAMP KNOB
16	904-01-010-1615	FLAT WASHER
17	432-01-089-0012	FENCE BODY - RH
19	904-01-010-1620	FLAT WASHER
20	901-02-010-0515	5/16-18 X 1 1/4" ROUND HD SCREW
25	432-01-391-0002	TABLE
26	432-01-754-0004	NAMEPLATE
27	901-06-450-2250	#04 X 3/16" ROUND HD SCREW
28	432-01-063-0002	TABLE INSERT
29	905-03-013-1642	TAPER PIN
30	432-01-406-0008	SPINDLE CLAMP ROD
31	448-01-027-0001	CLAMP SHOE
32	902-01-020-5438	7/16-14 JAM NUT
33	432-01-014-0008	SPINDLE HOUSING
34	904-02-020-1704	3/8" LOCK WASHER
35	901-01-060-0648	5/16-18 X 1" HEX HD SCREW
36	432-01-105-0010	SLEEVE
37	928-01-021-3377	COIL SPRING
38	432-01-067-0001	HANDLE
40	43-147	1/2" CUTTER SPINDLE, INCL:
41	902-01-201-2575	.56-16 HEX NUT
42	904-05-010-1646	3/4" LOCK WASHER
43	432-01-406-0006	SPINDLE CARTRIDGE
44	904-01-031-2914	FLAT WASHER
45	422-19-130-0001	PULLEY HALF
46	902-01-020-1226	5/8-18 JAM NUT
47	901-07-253-1631	DRAW BAR
48	904-01-010-1620	FLAT WASHER
49	902-01-040-1030	5/16-18 JAM NUT
60	43-440	4-1/2" DIA SPINDLE GUARD, INCL:
61	432-02-104-0006	SPACER
62	43-555	1/2" TO 3/4" ADAPTER, INCL:
63	432-02-104-0008	SPACER
75	955-01-020-0023	.567" X .88" BOX END WRENCH

* NOT SHOWN ASSEMBLED



REPLACEMENT PARTS

<u>REF NO</u>	<u>PART NUMBER</u>	<u>DESCRIPTION</u>
100	432-01-115-0001	TOP SHELF
101	904-01-010-1615	FLAT WASHER
102	901-01-060-0640	3/8-16 X 3/4" HEX HD SCREW
103	901-11-023-1476	5/16-18 X 5/8" CARRIAGE HD SCREW
104	902-01-010-1300	5/16-18 HEX NUT
105	904-02-010-1703	5/16" LOCK WASHER
106	904-01-010-1620	FLAT WASHER
107	432-01-066-0006	LEG
108	432-01-115-0002	BOTTOM SHELF
109	432-01-354-0005	BELT GUARD ASSY, INCL:
110	432-01-754-0003	WARNING LABEL
111	901-11-023-1476	5/16-18 X 5/8" CARRIAGE HD SCREW
112	49-090	V BELT
113	43-805	MOTOR PULLEY, INCL:
114	901-04-150-0206	5/16-18 X 5/16" HEX SOC SET SCREW
115	901-01-060-0640	3/8-16 X 3/4" HEX HD SCREW
116	904-01-010-1615	FLAT WASHER
117	904-02-020-1704	3/8" LOCK WASHER
118	904-01-010-1620	FLAT WASHER
119	904-02-010-1703	5/16" LOCK WASHER
120	902-01-010-1300	5/16-18 HEX NUT
121	62-203	MOTOR - 1HP, 115V, INCL:
122	432-01-071-0001	HAIR PIN RETAINER
123	432-01-072-0004	SWITCH GUARD
124	438-01-017-0188	SWITCH



REPLACEMENT PARTS

REF NO	PART NUMBER	DESCRIPTION
*	43-146	FREEHAND GUARD ASSY, CONST OF:
200	1343388	GUARD
201	901-01-060-5770	5/16-18 X 2 1/4" HEX HD SCREW
202	904-01-010-1604	5/16" FLAT WASHER
203	904-02-010-1703	5/16" LOCK WASHER
204	902-01-010-1300	5/16-18 HEX NUT
205	901-01-060-0642	3/8-16 X 1" HEX HD SCREW
206	904-01-010-1606	3/8" FLAT WASHER
207	1344276	BRACKET
*	43-142	1/2 & 1/4" ROUTER BIT ADAPTER, INCL:
215	432-01-329-0001	1/4" COLLET W/NUT (<i>Current Models Only</i>)
215A	432-01-029-0002	1/4" COLLET (<i>Early Models Only</i>)
216	432-01-329-0002	1/2" COLLET W/NUT (<i>Current Models Only</i>)
216A	432-01-029-0001	1/2" COLLET (<i>Early Models Only</i>)
217	432-01-079-0001	COLLET NUT (<i>Early Models Only</i>)
218	432-01-101-0001	WRENCH
219	955-03-020-2200	5/16" HEX WRENCH
225	43-145	TEMPLATE GUIDE INSERT
230	43-144	STUB SPINDLE, INCL:
231	901-03-100-6144	5/16-18 X 1 1/8" FLAT HD SCREW
232	901-03-100-6139	5/16-18 X.86 HEX SOC HD SCREW
233	901-07-253-1631	DRAW BAR
234	902-01-040-1030	5/16-18 JAM NUT
240	43-143	3/4" SPINDLE ASSY, INCL:
241	902-01-131-3082	7/8-14 HEX NUT
242	904-05-010-6662	3/4" LOCK WASHER
243	901-07-253-1631	DRAW BAR
244	902-01-040-1030	5/16-18 JAM NUT
245	955-01-050-1467	WRENCH

* NOT SHOWN ASSEMBLED

STANDARD SAFETY EQUIPMENT

In order to promote tool safety, Delta International Machinery Corp. strictly enforces the policy of repairing or replacing any damaged or missing standard safety equipment on machines presented to Delta Authorized Service Center for service/repairs. Any product which is presented to a Delta Authorized Service Center for repairs which contains missing or damaged standard safety equipment will have that equipment repaired or replaced and the customer will be charged for any such service/repairs. Customers can avoid such charges only if the missing safety component is supplied to the service center at the time of repair.

This parts list is provided to aid in obtaining service parts. Copies of the instruction and maintenance literature can be obtained through the Delta Technical Publications Department or through your local service outlet.