

Replacement Parts

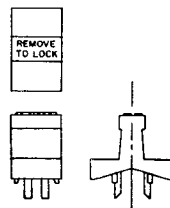
Ref. No.	Part No.	Description	Ref. No.	Part No.	Description
1	422-24-018-0001	Cabinet (See Note A)	36	422-24-014-0001	Splitter Bracket
2	422-24-091-0001	Table	37	901-01-060-0622	1/4-20 X 2" Hex Hd. Cap Scr.
3	422-24-063-0001	Table Insert	38	904-03-030-1757	1/4" Ext. Tooth Washer
4	901-05-163-1231	#8-15 X 3/8" Sheet Metal Screw	39	904-01-010-1603	1/4 X 9/16 X 3/64" Washer
5	422-24-079-0002	Fastener	40	904-03-020-1764	1/4" Int. Tooth Lockwasher
6	901-02-050-0725	1/4-20 X 1" Fil. Hd. Screw	41	902-01-120-1034	1/4-20 Hex Nut
7	901-02-323-1234	1/4-20 X 3/4" Flat Hd. Scr.	42	901-01-060-0626	1/4-20 X 3/4" Hex Hd. Cap Scr.
8	902-02-040-1306	1/4-20 Sq. Nut	*	422-24-350-0001	Miter Gage Ass'y., Const. Of:
9	422-24-071-0001	Blade Storage Pin	43	422-24-004-0001	Bar
10	422-24-754-0001	Warning Label	44	422-24-050-0001	Miter Gage
11	422-24-132-0001	Rip Scale	45	422-24-027-0001	Knob Ass'y.
13	422-24-031-0001	Switch Cover	46	904-07-010-5555	1/4" Fiber Washer
14	438-01-302-0395	Cord Set	47	901-02-160-3729	#8-32 X 1/4" Pan Hd. Scr.
15	438-01-004-0074	Cord Clamp	48	422-24-126-0001	Pointer
16	901-05-163-1229	#10-16 X 1/2" Pan Hd. Scr.-Self. Tap.	*	422-24-343-0001	Rip Fence Assy., Const. Of:
17	422-24-072-0001	Front Plate	49	422-24-057-0001	Front Block
18	901-05-163-1230	#10-16 X 1" Pan Hd. Scr.-Self. Tap.	50	422-24-027-0004	Front Clamp
19	901-05-163-1229	#10-16 X 1/2" Pan Hd. Scr.-Self. Tap.	51	904-07-010-5555	1/4" Fiber Washer
20	904-01-010-1603	1/4 X 9/16 X 3/64" Washer	52	422-24-060-0002	Knob
21	904-07-010-5555	1/4" Fiber Washer	53	422-24-343-0002	Fence
22	422-24-027-0002	Angle Adj. Knob	54	904-03-030-1757	1/4" Ext. Tooth Lockwasher
23	422-24-033-0001	Handwheel	55	901-01-060-0626	1/4-20 X 3/4" Hex Hd. Cap Scr.
24	422-24-108-0002	Screw Rod	56	902-02-040-1306	1/4-20 Sq. Nut
25	905-01-011-9343	5/32 X 13/16" Groove Pin	57	901-02-160-3729	#8-32 X 1/4" Pan Hd. Scr.
*	422-24-354-0001	Blade Guard Ass'y., Const. Of:	58	422-24-075-0002	Pointer
26	422-24-054-0001	See-Thru Blade Guard	59	422-24-112-0001	Rod
27	422-24-071-0003	Pin	60	422-24-084-0001	Slide
28	1086388	Push Nut	61	904-01-010-1614	9/32 X 5/8 X .065" Washer
29	1086337	Pivot Bracket	62	422-24-122-0001	Spring
30	905-01-010-2710	3/16 X 7/8" Roll Pin	63	422-24-027-0003	Rear Clamp
31	422-24-086-0001	Splitter	64	400-06-603-0001	Holder
32	905-01-011-9343	5/32 X 13/16" Groove Pin	65	438-01-011-0062	Sleeve
33	1086353	Spring	66	422-24-629-0002	Switch Incl: (For Units w/Ser. No. Prior to 81D00001 only)
34	422-24-104-0001	Finger Boss	67	400-06-068-0001	Switch Key (See Note B)
35	422-16-047-0001	Finger	66	438-01-017-0140	Switch Incl: (For Units w/Ser. No. Beginning w/81D00001 and Higher)
			67	400-06-068-0002	Switch Key (See Note B)

* NOT SHOWN ASSEMBLED

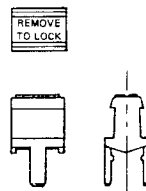
SERVICE NOTES:

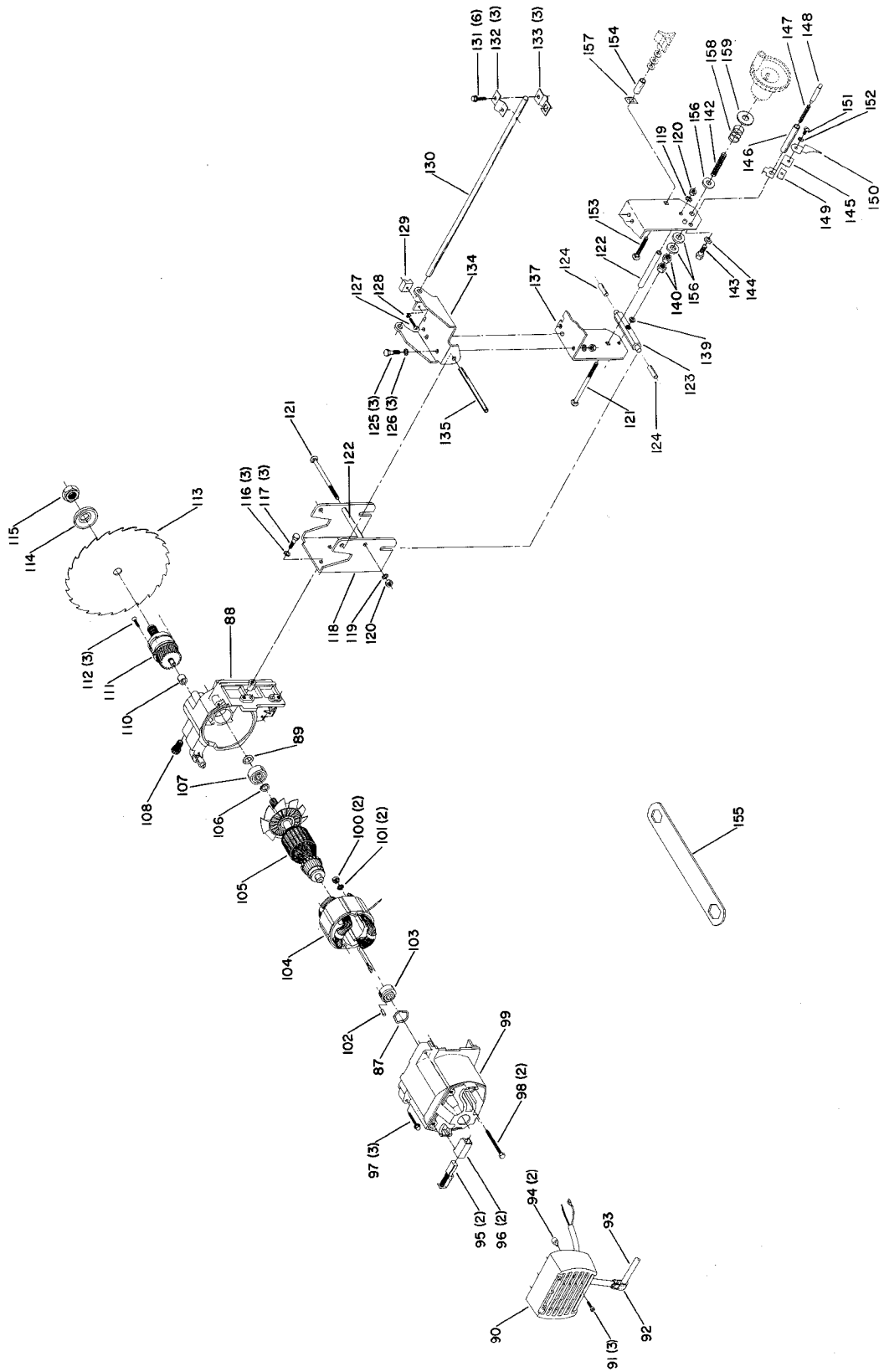
A. When replacing cabinet on units built prior to 81D00001 it is also necessary to replace the old style switch with new style switch part number 438-01-017-0140.

B. Switch Key, 400-06-068-0001, Has 8, Teeth:



Switch Key, 400-06-068-0002, Has 2, Teeth:





Replacement Parts

Ref. No.	Part No.	Description	Ref. No.	Part No.	Description
*	438-02-314-0969	Motor Ass'y., Consisting of:	124	905-01-012-0324	5/16 X 7/8" Roll Pin (Early Models Only)
87	400-08-104-0004	Spring Washer	125	901-01-060-0626	1/4-20 X 3/4" Hex Hd. Cap Scr.
88	400-08-331-0001	Gear Housing, Incl.:	126	904-03-030-1757	1/4" Ext. Tooth Lockwasher
89	908-13-062-0866	O-Ring	127	901-02-010-0556	#10-32 X 3/4" Rd. Hd. Mach. Scr.
90	400-08-020-0003	End Cap	128	904-03-030-1795	#10 Ext. Tooth Lockwasher
91	400-08-112-0021	Fil. Hd. Screw	129	422-24-082-0001	Saddle
92	438-01-004-0073	Strain Relief	130	422-24-108-0001	Pivot Rod
93	438-01-302-0575	Cord Set	131	901-05-213-1242	#10-16 X 3/4" Self Tap. Scr.
94	438-01-011-0059	Button	132	422-24-014-0006	Upper Pivot Strap
95	438-02-007-0012	Brush w/Spring	133	422-24-014-0007	Lower Pivot Strap
96	438-02-041-0001	Brush Holder	134	422-24-014-0003	Pivot Bracket
97	400-08-412-0001	Special Screw	135	905-01-012-0334	5/16 X 3-1/2" Roll Pin
98	400-08-112-0005	Hex Hd. Screw	136	422-24-014-0005	Actuator Bracket
99	400-08-031-0001	Motor Housing	137	904-03-030-1757	1/4" Ext. Tooth Lockwasher
100	400-08-079-0011	Hex Nut	138	902-01-120-1034	1/4-20 Hex Nut
101	400-08-104-0008	Washer	139	920-45-023-1241	Thrust Washer
102	400-08-074-0002	Plug	140	902-01-010-5900	3/8-16 Hex Nut
103	400-08-139-0006	Bearing	142	422-24-122-0002	Spring
104	438-02-336-0031	Field Assembly	143	901-01-060-0606	5/16-18 X 5/8" Hex Hd. Cap Scr.
105	438-02-335-0031	Armature Assembly	144	904-03-030-1656	5/16" Ext. Tooth Lockwasher
106	400-08-079-0007	Retaining Ring	145	422-24-014-0002	Pointer Support Bracket
107	400-08-139-0008	Bearing	146	422-24-060-0001	Detent Tube
108	400-08-074-0001	Pipe Plug	147	422-24-122-0003	Spring
110	920-23-013-1347	Bearing	148	422-24-071-0002	Detent Pin
111	400-08-303-0001	Arbor Assembly	149	902-03-013-1243	Speed Nut
112	400-08-112-0023	Screw	150	422-24-075-0001	Pointer
113	34-536	8" Combination Blade	151	901-02-010-0593	#10-24 X 3/8" Bind. Hd. Mach. Scr.
114	422-04-103-5009	Flange	152	904-03-030-1795	#10 Ext. Tooth Lockwasher
115	422-24-079-0001	Arbor Nut	153	901-11-020-0826	1/4-20 X 1-1/2" Car. Bolt
116	904-03-030-1757	1/4" Ext. Tooth Lockwasher	154	422-24-104-0003	Spacer
117	901-01-060-0626	1/4-20 X 3/4" Hex Hd. Cap Scr.	155	1087708	Wrench
118	422-24-014-0004	Motor Support Bracket	156	904-01-032-0699	Special Washer
119	904-03-030-1757	1/4" Ext. Tooth Lockwasher	157	902-03-023-1309	Speed Nut
120	902-01-120-1034	1/4-20 Hex Nut	158	928-01-063-1293	Spring
121	901-11-033-1233	1/4-20 X 3-1/4" Car. Bolt	159	904-01-021-3578	Special Washer
122	422-24-104-0002	Spacer			
123	422-24-004-0002	Rocker Bar	*	NOT SHOWN ASSEMBLED	