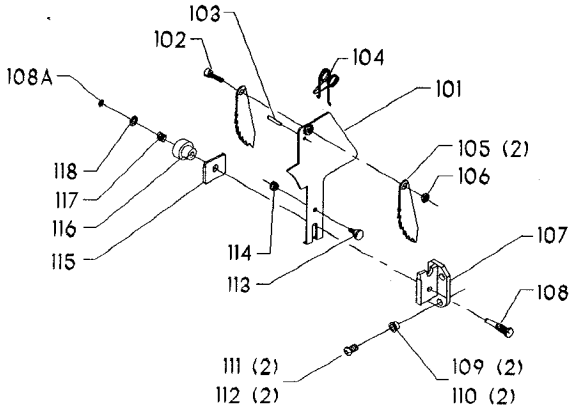


REPLACEMENT PARTS

<u>REF NO</u>	<u>PART NUMBER</u>	<u>DESCRIPTION</u>
1	1345137	BUSHING
2	1345138	STOP
3	901-04-150-0205	5/16-18 X 1/4" HEX SOC SET SCREW
4	901-04-150-9436	SET SCREW
5	1345134	PLUG
6	1345136	ARM
7	1345161	WARNING LABEL (LH)
8	1345151	PIN
9	1345160	WARNING LABEL (RH)
10	1345140	UPPER GUARD
11	1345139	GUARD
12	901-04-150-0235	#10-24 X 3/8" HEX SOC SET SCREW
13	1345133	PIN
14	1345131	TUBE EXTENSION
15	1345130	KNOB
16	902-01-040-1026	3/8-16 HEX NUT
17	1345129	COLLAR
18	902-01-120-1034	1/4-20 HEX NUT
19	904-02-020-1702	1/4" LOCK WASHER
20	1345152	CLAMP
21	901-03-010-3345	1/4-20 X 1" HEX SOC HD SCREW
22	1345155	PLUG
23	1345153	TUBE
24	901-02-010-0551	#10-32 X 1/4" ROUND HD SCREW
25	1345154	STRAP
26	1345157	SEAL
27	1345156	SEAL
28	901-01-060-0622	1/4-20 X 2" HEX HD SCREW
29	1345127	TOOL HOLDER
30	1345162	TRAY LABEL
31	1345126	CLAMP
32	904-02-020-1702	1/4" LOCK WASHER
33	902-01-120-1034	1/4-20 HEX NUT
34	1345125	GUARD SUPPORT
35	1345163	NAMEPLATE
36	901-01-060-0617	3/8-16 X 1 1/2" HEX HD SCREW
37	1345132	BRACKET
38	904-01-031-6202	FLAT WASHER
39	904-02-020-1704	3/8" LOCK WASHER
40	902-01-020-5433	3/8-16 JAM NUT
41	1345135	PLUG
42	1345164	3/8-24 X 1 1/4" HEX SOC HD SCREW
43	902-01-010-1207	3/8-24 HEX NUT
44	1345165	SUPPORT BRACKET
45	901-06-223-1380	#14 X 3/4" HEX WASHER HD SCREW

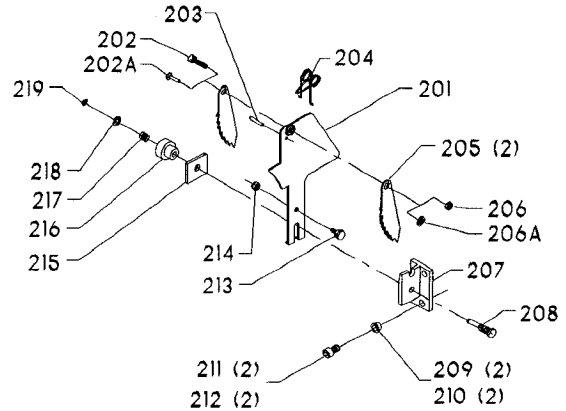
REPLACEMENT PARTS



DELTA SPLITTER ASSY
(Current Models Only, See Service Note A)

REF NO	PART NUMBER	DESCRIPTION
*	1349941	SPLITTER ASSY COMPLETE (See Service Note A), CONST OF:
101	1345159	SPLITTER ASSY, INCL:
102	901-03-011-9976	#10-24 X 1" HEX SOC HD SCREW
103	1310311	(DIN 1481) M4 X 22MM SPRING PIN
104	1313276	SPRING
105	1313279	ANTI-KICKBACK FINGER
106	1349929	#10-24 LOCK NUT
107	1345166	SPLITTER MOUNT
108	1345118	STUD ASSEMBLY, INCL:
108A	422-32-079-0001	EXT RET RING
109	1345122	BUSHING (Used with 10" Unisaw)
110	1345112	BUSHING (Used with 10" Contractor and 10" Tilting Arbor Saws)
111	1349526	5/16-18 X 5/8" BUTTON HD SCREW (Used with 10" Unisaw)
112	1345931	1/4-20 X 5/8" BUTTON HD SCREW (Used with 10" Contractor and 10" Tilting Arbor Saws)
113	1345117	INDEX PIN
114	1345150	LOCK NUT
115	1345113	SPLITTER PLATE
116	1345115	KNOB
117	1345116	SPRING
118	904-01-031-5652	1/4" FLAT WASHER

* NOT SHOWN ASSEMBLED



DELTA SPLITTER ASSY
(Early Models Only, See Service Note A)

REF NO	PART NUMBER	DESCRIPTION
*	1349941	SPLITTER ASSY COMPLETE (See Service Note A), CONST OF:
201	1345159	SPLITTER ASSY, INCL:
202	901-03-011-9976	#10-24 X 1" HEX SOC HD SCREW
202A	1313273	PIN (See Service Note B)
203	1310311	(DIN 1481) M4 X 22MM SPRING PIN
204	1313276	SPRING
205	1313279	ANTI-KICKBACK FINGER
206	1349929	#10-24 LOCK NUT
206A	1313275	LOCK RING (See Service Note B)
207	1345111	SPLITTER MOUNT
208	1345118	STUD ASSEMBLY
209	1345122	BUSHING (Used with 10" Unisaw)
210	1345112	BUSHING (Used with 10" Contractor and 10" Tilting Arbor Saws)
211	901-03-010-3350	5/16-18 X 1/2" HEX SOC HD SCREW (Used with 10" Unisaw)
212	901-03-010-0229	1/4-20 X 1/2" HEX SOC HD SCREW (Used with 10" Contractor and 10" Tilting Arbor Saws)
213	1345117	INDEX PIN
214	1345150	LOCK NUT
215	1345113	SPLITTER PLATE
216	1345115	KNOB
217	1345116	SPRING
218	904-01-031-5652	1/4" FLAT WASHER
219	1345149	RETAINING RING

* NOT SHOWN ASSEMBLED

SERVICE NOTES:

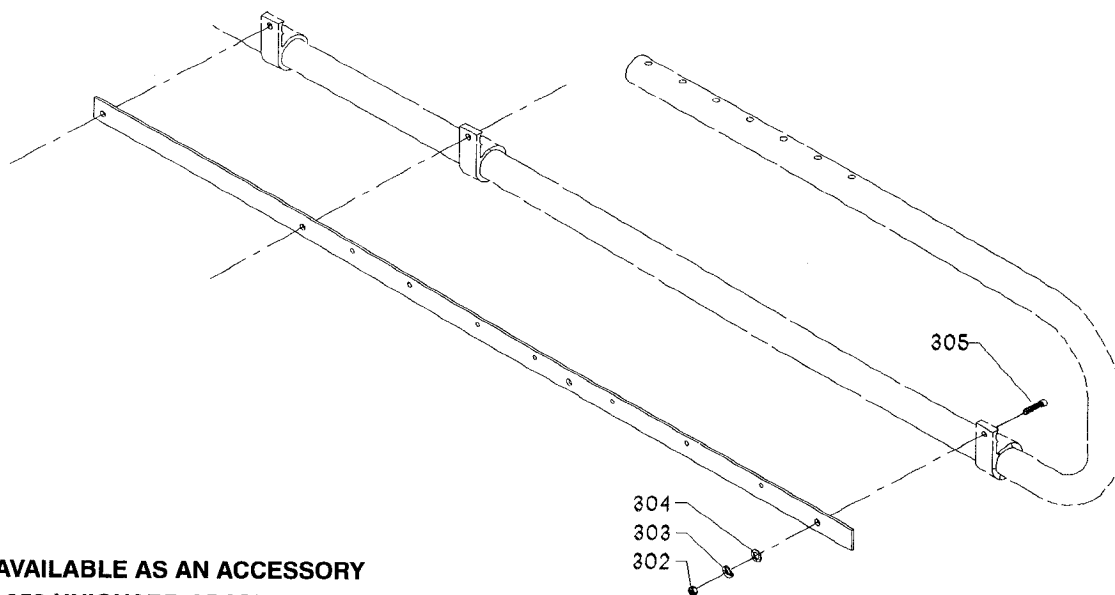
A - Current model splitter assemblies accommodate both left and right blade tilt saws. As shown, the splitter is configured for right blade tilt saws. The splitter must be assembled in reverse order for left blade tilt saws. Refer to owners manual for specific instructions. For identification, current models have four 7/16" dia. mounting holes in the splitter mount (Ref No 107).

Early model splitter assemblies accommodated right blade tilt saws only. For identification, early models have two 7/16" dia. mounting holes in the splitter mount (Ref No 207).

Early and current complete splitter assemblies are interchangeable and both are serviced by current Part No 1349941.

B - When replacing Part No 1313273 pin and/or Part No 1313275 lock ring, replace as a set with Part No 901-03-011-9976 'screw and Part No 1349929 lock nut.

REPLACEMENT PARTS



AVAILABLE AS AN ACCESSORY
78-953 UNIGUARD ADAPTER STRAP
 (To mount UNIGUARD to saws equipped with
 Biesmeyer T-Square® Fence Systems. 52" Maximum)

<u>REF NO</u>	<u>PART NUMBER</u>	<u>DESCRIPTION</u>
300	78-953	UNIGUARD ADAPTER STRAP, CONST OF:
302	1350287	3/8-24 HEX NUT
303	1350288	3/8" LOCK WASHER
304	1350286	FLAT WASHER
305	1351909	3/8-24 X 2" HEX SOC HD SCREW

STANDARD SAFETY EQUIPMENT

In order to promote tool safety, Delta International Machinery Corp. strictly enforces the policy of repairing or replacing any damaged or missing standard safety equipment on machines presented to Delta Authorized Service Center for service/repairs. Any product which is presented to a Delta Authorized Service Center for repairs which contains missing or damaged standard safety equipment will have that equipment repaired or replaced and the customer will be charged for any such service/repairs. Customers can avoid such charges only if the missing safety component is supplied to the service center at the time of repair.

This parts list is provided to aid in obtaining service parts. Copies of the instruction and maintenance literature can be obtained through the Delta Technical Publications Department or through your local service outlet.