

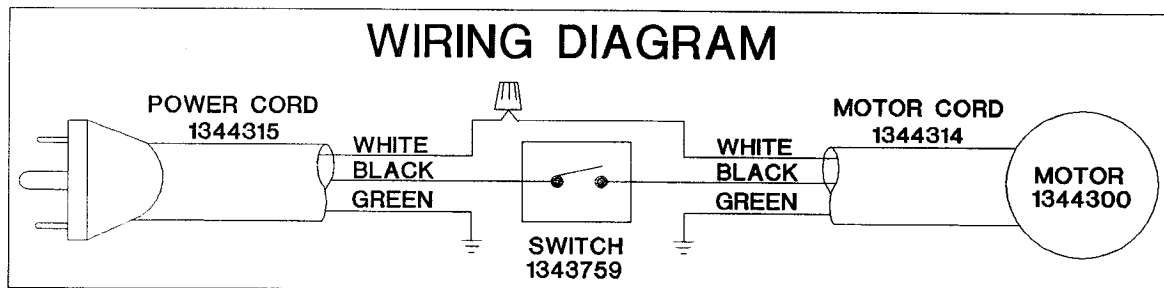
REPLACEMENT PARTS

REF. NO.	PART NUMBER	DESCRIPTION	REF. NO.	PART NUMBER	DESCRIPTION
1	1344317	MOTOR PULLEY	51	1345941	WARNING LABEL
2	1243321	(DIN 916) M6 X 10MM HEX SOC SET SCR	52	1243498	(DIN 1481) M6 X 16MM SPRING PIN
3	1311071	KEY	53	1343772	SPRING SEAT
4	1344300	MOTOR (1PH)	54	1311046	RETAINER
5	1243398	(DIN 934) M8 HEX NUT	55	1310082	SPRING W/HSG.
6	1311069	FLAT WASHER	56	902-01-010-1208	1/2-20 HEX NUT
7	1344314	MOTOR CORD	57	1313047	1/2-20 HEX NUT
8	1344315	POWER CORD	58	1243398	(DIN 934) M8 HEX NUT
9	1344318	(DIN 603) M6 X 20MM CARRIAGE HD SCR	59	1343774	(DIN 417) M8 X 18MM HEX SOC SET SCR
10	1344319	MOTOR PLATE	60	1311035	STOP PIN
11	1311069	FLAT WASHER	61	1310016	(DIN 1476) 5MM DRIVE SCR
12	1246034	(DIN 933) M8 X 20MM HEX HD SCR	62	1311042	POINTER
13	1344321	HORIZONTAL COLUMN	63	1344337	PINION ASSY, INCL:
14	1243339	(DIN 916) M6 X 8MM HEX SOC SET SCR	64	1311034	PIN
15	1344320	FLANGE	65	1310016	(DIN 1476) 5MM DRIVE SCR
16	1313361	(DIN 6797A) M6.4 EXT TOOTH WASHER	66	1343771	SCALE
17	1243456	(DIN 934) M6 HEX NUT	67	1311037	LOCK SCR
18	1344313	T-BRACKET	68	1343770	DEPTH STOP
19	1243498	(DIN 1481) M6 X 16MM SPRING PIN	69	1344334	HANDLE ASSY, INCL:
20	1344312	COLUMN LOCK HANDLE	70	1343769	BALL
21	1344316	PLUNGER ASSY	71	1320101	(DIN 6797A) M5.3 EXT TOOTH WASHER
22	1243557	(DIN 936) M16 HEX LOW NUT	72	1246051	(DIN 912) M5 X 12MM HEX SOC HD SCR
23	1344311	COLUMN LOCK HANDLE	73	1344326	SWITCH BOX
24	1310016	(DIN 1476) 5MM DRIVE SCR	74	1246001	(DIN 84) M5 X 12MM CHEESE HD SCR
25	1344310	SCALE	75	1343783	SWITCH PLATE
26	1344309	TABLE	76	1310547	(DIN 7981B) M4.2 X 12MM PAN HD SCR
27	1344308	COLUMN W/FLANGE	77	1343759	SWITCH, INCL:
28	1246016	(DIN 933) M8 X 25MM HEX HD SCR	78	1343758	KEY (SEE NOTE A)
29	1345940	WARNING LABEL	79	1310064	EXT RET RING
30	1344307	BASE	80	1310042	BALL BEARING
31	1344324	PULLEY COVER	81	1310039	RUBBER WASHER
32	1345939	SPEED CHART	82	1344335	QUILL
33	1310056	RING	83	1340783	BALL BEARING
34	1246002	(DIN 84) M6 X 12MM CHEESE HD SCR	84	1344336	SPINDLE
35	1310062	(DIN 9021) M6.4 FLAT WASHER	85	1310049	CHUCK, INCL:
36	1343304	1/4" RUBBER WASHER	86	1313104	CHUCK KEY
37	1344323	V-BELT	87	1344329	(DIN 603) M8 X 125MM CARRIAGE HD SC
38	1310047	NUT	88	1344330	M8 FLAT WASHER
39	1344322	SPINDLE PULLEY	89	1246157	(DIN 7980) M8.1 LOCK WASHER
40	1310044	SLEEVE	90	1243398	(DIN 934) M8 HEX NUT
41	1342455	(DIN 85) M5 X 10MM PAN HD SCR	95	428-06-101-0002	3MM HEX WRENCH
42	1344328	WIRE GUARD	96	422-29-101-0002	4MM HEX WRENCH
43	1340719	CLAMP			
44	1344327	RUBBER BUMPER			
45	1345942	NAMEPLATE			
46	920-04-020-5335	BALL BEARING	**	11-091	TABLE, INCL:
47	1310046	SPACER	**	1344331	(DIN 85) M8 X 30MM PAN HD SCR
48	1243407	EXT RET RING	**	1344332	M8.8 FLAT WASHER
49	1344325	HEAD	**	1344330	M8 FLAT WASHER
50	1341011	(DIN 916) M8 X 10MM HEX SOC SET SCR	**	1344333	(DIN 315) M8 WING NUT

AVAILABLE AS AN ACCESSORY

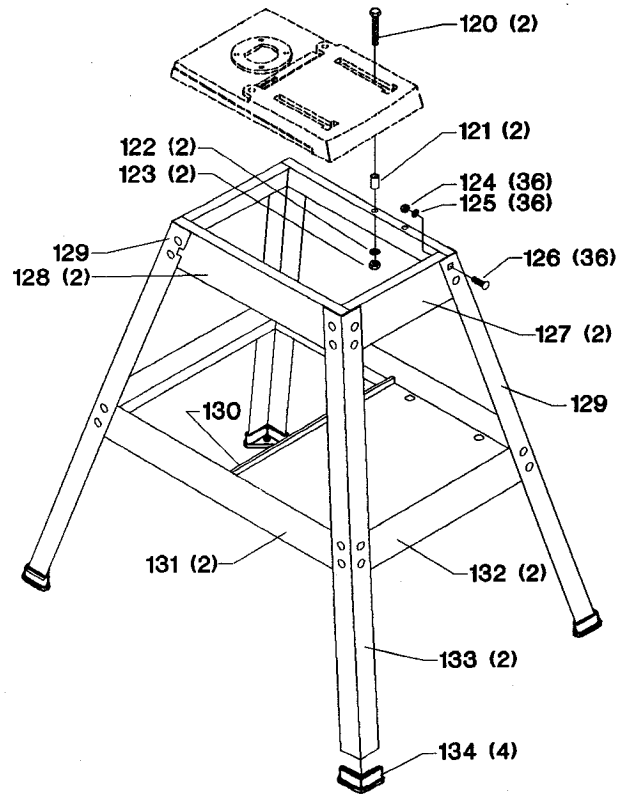
**	11-091	TABLE, INCL:
**	1344331	(DIN 85) M8 X 30MM PAN HD SCR
**	1344332	M8.8 FLAT WASHER
**	1344330	M8 FLAT WASHER
**	1344333	(DIN 315) M8 WING NUT

** NOT SHOWN

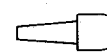
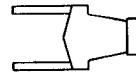
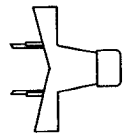
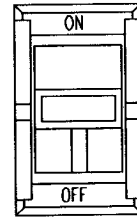
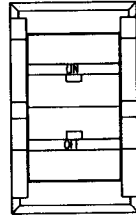
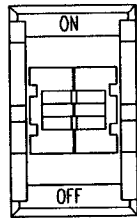


REF. NO.	PART NUMBER	DESCRIPTION
*	50-327	STAND, CONST OF:
120	1340973	(DIN 933) M10 X 65MM HEX HD SCR
121	1344345	SPACER
122	904-01-010-1605	3/8" FLAT WASHER
123	1243496	(DIN 934) M10 HEX NUT
124	1243398	(DIN 934) M8 HEX NUT
125	904-01-010-1606	3/8" FLAT WASHER
126	1313325	(DIN 603) M8 X 20MM CARRIAGE HD SCR
127	1344339	TOP SUPPORT
128	1344338	TOP SUPPORT
129	1344341	LEG W/NOTCH
130	1344344	TRAY
131	1344342	LOWER SUPPORT
132	1344343	LOWER SUPPORT
133	1344340	LEG
134	1344346	FOOT

* NOT SHOWN ASSEMBLED



NOTE A: DELTA HAS USED A NUMBER OF DIFFERENT TYPES OF SWITCHES FOR PRODUCTION. ALL SWITCHES ARE INTERCHANGEABLE BUT THE KEYS ARE DIFFERENT. REPLACEMENT SWITCHES COME COMPLETE WITH KEY. IF A REPLACEMENT KEY IS NEEDED, REFER TO DRAWING BELOW TO SELECT THE PROPER ONE.



400-06-068-0001

400-06-068-0002

1343758

STANDARD SAFETY EQUIPMENT

In order to promote tool safety, Delta International Machinery Corp. strictly enforces the policy of repairing or replacing any damaged or missing standard safety equipment on machines presented to Delta Authorized Service Centers for service/repair. Any product which is presented to a Delta Authorized Service Center for repairs which contains missing or damaged standard safety equipment will have that equipment repaired or replaced and the customer will be charged for any such service/repairs. Customers can avoid such charges only if the missing safety component is supplied to the service center at the time of repair.

This parts list is provided to aid in obtaining service parts. Copies of the instruction and maintenance literature can be obtained through the Delta Technical Publications Department or through your local service outlet.

